

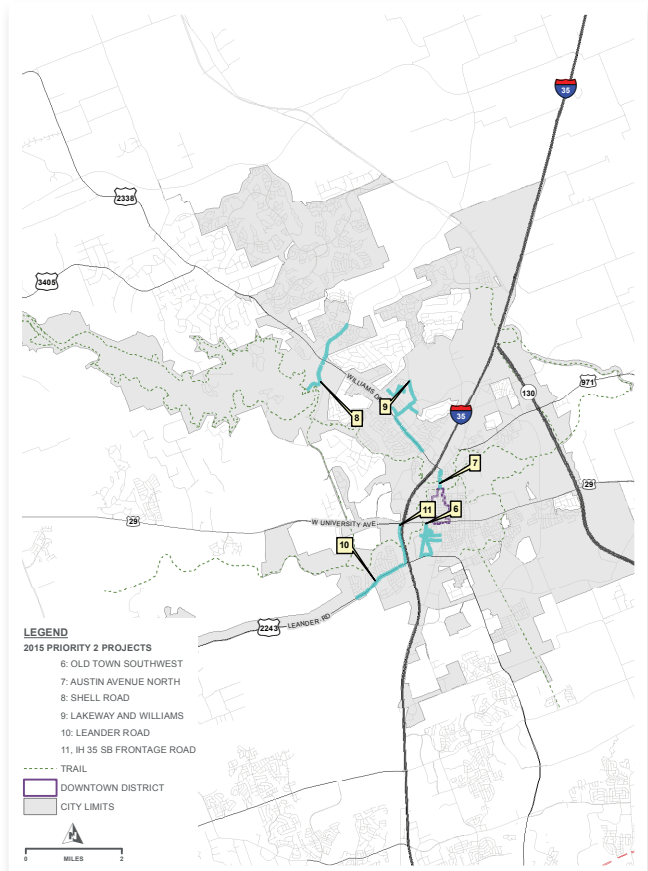
PRIORITY 2 PROJECTS

The Priority 2 Projects are anticipated to be completed in a 10-year timeframe after completion of Priority 1 Projects. Potential funding sources could include a

bond program or funding through the CIP process. Priority 2 sidewalk projects and estimated costs are presented in Table 9.

Table 9. Priority 2 Projects and Preliminary Costs

Priority	Location	Description	Estimated Fee
2	Old Town Southwest	New Sidewalk and Curb Ramps, Sidewalk and Curb Ramp Repairs	\$1,810,000
2	North Austin Avenue	New Sidewalk and Curb Ramps, Sidewalk and Curb Ramp Repairs	\$230,000
2	Shell Rd.	New Sidewalk and Curb Ramps, Sidewalk and Curb Ramp Repairs	\$1,950,000
2	Lakeway Dr. and Williams Dr.	New Sidewalk and Curb Ramps, Sidewalk and Curb Ramp Repairs	\$2,130,000
2	Leander Rd.	New Sidewalk and Curb Ramps, Sidewalk and Curb Ramp Repairs	\$920,000
2	IH 35 SBFR	New Sidewalk and Curb Ramps	\$530,000



OLD TOWN SOUTHWEST

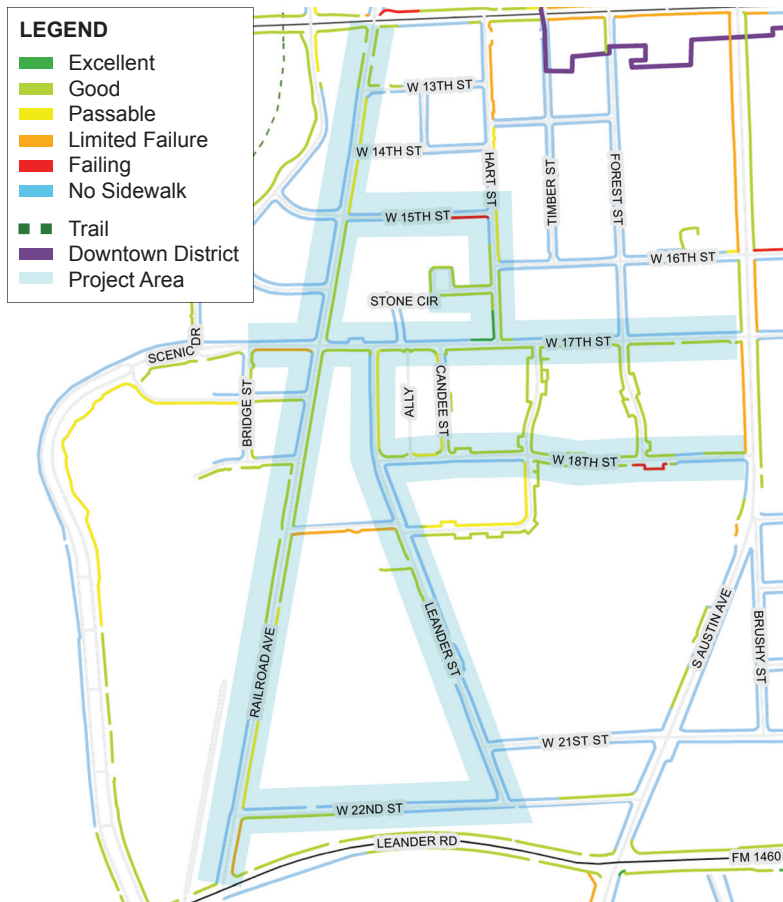


Notable Elements


- San Gabriel River Trail
- Kelley Park
- Carver Elementary
- Affordable Housing
- Parks and Recreation Priorities
- GISD Priorities
- 2001 Phase 1 Sidewalk Study
- Sidewalk Gaps

Preliminary Costs

Description	Estimated Quantity
New Sidewalk	11,900 LF
New Curb Ramps	68 EA
Sidewalk Repairs	150 LF
Curb Ramp Repairs	41 EA
Total	\$1,810,000



NORTH AUSTIN AVENUE

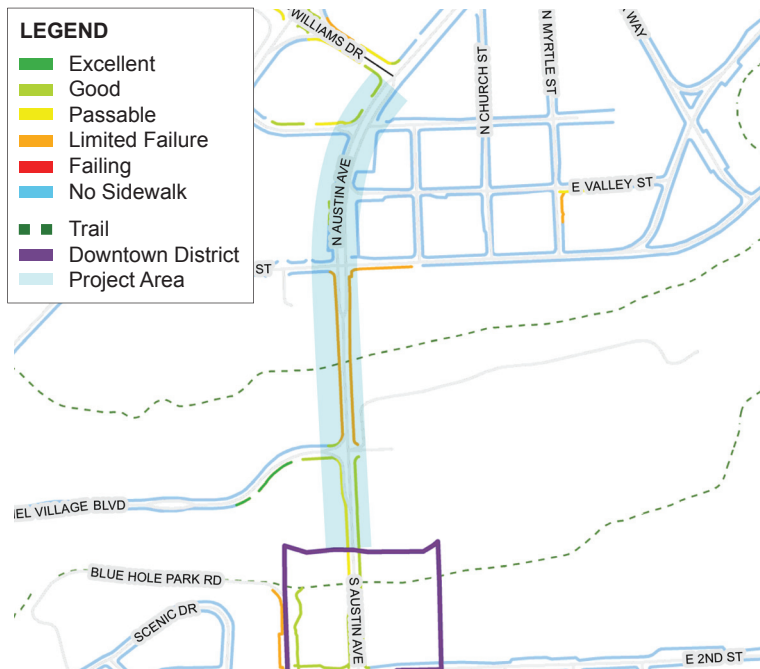


Notable Elements

- San Gabriel River Trail
- Parks and Recreation Priorities
- Sidewalk Gaps

Preliminary Costs

Description	Estimated Quantity
New Sidewalk	1,200 LF
New Curb Ramps	10 EA
Sidewalk Repairs	60 LF
Curb Ramp Repairs	10 EA
Total	\$230,000



SHELL ROAD/DB WOOD ROAD



Notable Elements

- Lake Overlook Park
- Public Priorities
- Parks and Recreation Priorities

Preliminary Costs

Description	Estimated Quantity
New Sidewalk	15,400 LF
New Curb Ramps	30 EA
Sidewalk Repairs	150 LF
Curb Ramp Repairs	6 EA
Total	\$1,950,000

